

HEDGE FUNDS COULD HELP DEAL WITH THE UNCERTAINTIES



Philippe Ferreira
Senior Strategist

Jean-Baptiste Berthon
Senior Strategist

Pierre Carreyn
Hedge Fund Analyst

CrossAssetResearch@lyxor.com

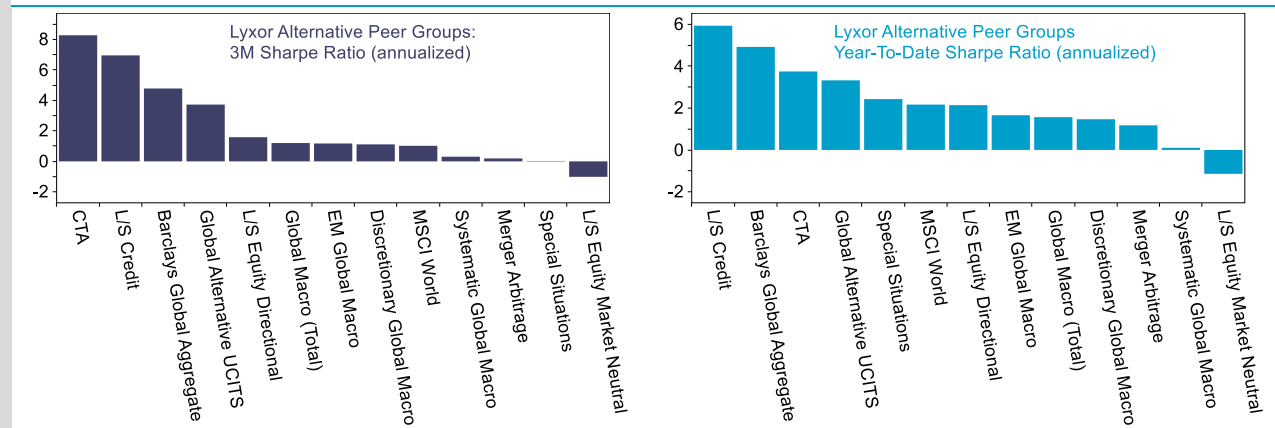
Despite colossal headwinds related to trade tensions, the Brexit deadlock and the manufacturing recession, asset prices have been incredibly buoyant so far this year. Equities are recovering from the August drawdown and are approaching late-July record levels. The asset class could deliver the highest yearly returns since 2013 (MSCI World +18% year-to-date). Meanwhile, global bond benchmarks are on track to deliver their best year since 2000 (Barclays Global Aggregate +8.8% year-to-date).

In this context, hedge funds are also posting robust returns. The Lyxor Global Alternative UCITS Peer Group was flat in August, leaving year-to-date returns close to +5% in USD terms. Performance in recent months was led by CTAs, which delivered impressive returns (+3.7% in August; +16.2% year-to-date as of September 3rd). Considering the higher volatility of CTAs, the picture on a risk adjusted basis is slightly different with L/S Credit leading the pack. It has an annualized Sharpe ratio of 6 so far this year (vs. 3.3 for our Global Peer Group).

As we head into Q4 2019, we turn more defensive. U.S. trade tariffs on USD 250bn of annual imports from China are set to increase to 30% from 25% starting October 1st. Manufacturing new orders continue to signal a contraction and the Michigan survey signals an erosion in consumer confidence which might hurt private consumption, the last engine of U.S. growth. In our view, the risks are highly asymmetric.

In this context, hedge funds might help with dealing with the ongoing uncertainty. Merger Arbitrage and Market Neutral L/S are attractive despite their underperformance so far this year. We also reiterate our O/W stance on L/S Credit and EM Global Macro, as a stance in favor of carry strategies in a low bond yield environment. Meanwhile, high beta strategies such as Directional L/S Equity (U/W) and Special Situations (N) are likely to feel the brunt of the equity market volatility. With regards to CTA and Global Macro (N), we are reluctant to add to the former after the recent rally. Yet, it provides protection against a reversal in stock prices and/or adverse Brexit developments thanks to short GBPUSD positioning. Finally, within Global Macro, we prefer EM-focused strategies (O/W) to leverage our view that the Fed will materially ease monetary policy in the coming months. We anticipate two rate cuts from the FOMC before year-end (September 18th and December 11th).

Hedge funds are on track to deliver buoyant risk adjusted returns this year



MSCI World and Barclays Global Aggregate in total return, FX hedged. Excess returns calculated vs. Fed Fund rate. Sources: Macrobond, Lyxor AM

PERFORMANCE

CTA's prolong winning streak through the end of summer

	Last Week*	MTD**	YTD**	# of funds
CTAs	1.5%	0.5%	16.2%	25
Bloomberg Barclays Global Aggregate Bond Index	0.4%	0.3%	9.6%	
Global Macro	0.3%	0.1%	4.1%	41
Global Lyxor UCITS Peer Group	0.3%	0.0%	4.9%	241
L/S Credit	0.2%	0.0%	5.4%	30
Event-Driven: Merger Arbitrage	0.0%	0.0%	2.2%	23
L/S Equity Market Neutral	-0.1%	0.0%	0.5%	31
Risk Premia	0.2%	-0.1%	3.0%	21
L/S Equity Directional	0.4%	-0.1%	5.2%	63
Event-Driven: Special Situations	0.1%	-0.2%	5.6%	7
MSCI World	1.4%	-0.5%	15.7%	

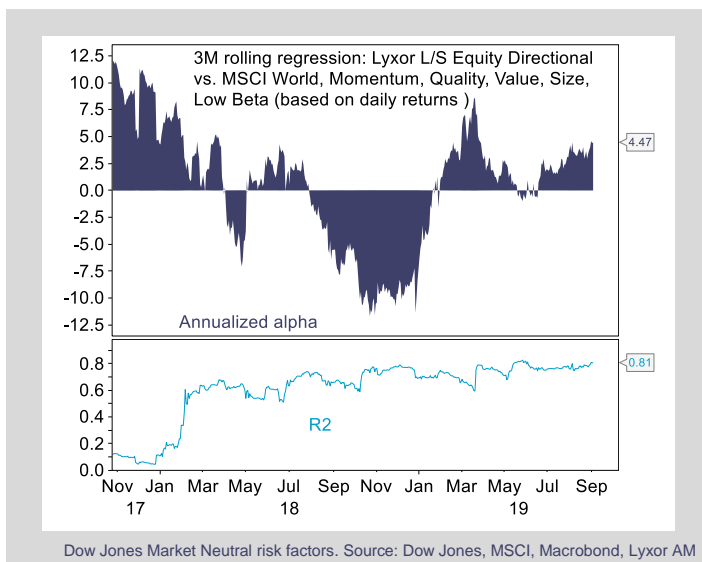
*Last Week: August 27th to September 3rd. Source: Lyxor AM

Fueled by the rally in equity and bond markets, CTAs outperformed last week (+1.5%). Their net long position on both equity and bonds edged lower lately, due to the rise in volatility on both asset classes.

The Global Lyxor UCITS Peer Group, which pools together 241 strategies, was up +0.3% last week. Along with CTAs, Global Macro also performed reasonably well (+0.3%) on the back of the performance of discretionary (+0.4%) and Systematic Macro strategies (+0.8%). The latter has benefitted from the rebound in stock prices and the rise in bond yields.

Directional L/S strategies were up last week (+0.4%) and interestingly, they were also resilient in August (-0.2%) on the back of their more defensive positioning. Finally, Market Neutral L/S and Merger Arbitrage continued to lag, both in August and last week.

L/S Equity strategies were remarkably resilient in August

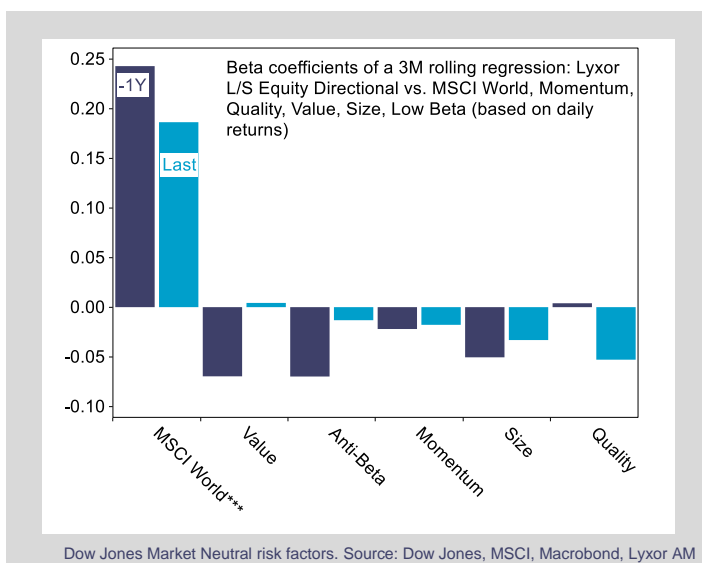


L/S Equity strategies were quite resilient in August despite the equity market turmoil. The Lyxor L/S Equity Directional Peer Group was down -0.24% last month. Directional strategies even managed to outperform Market Neutral L/S Equity strategies (-0.29%), which is unusual in such market conditions.

In the meantime, the MSCI World (total return, FX hedged) was down almost -2%. With a market beta that has stabilized below 20% since May, the performance of Directional L/S Equity strategies should have been around -0.4%.

Alpha conditions have thus materially improved in recent months. Based on a 3-months rolling regression of daily returns, we estimate an annualized alpha close to 4.5% at present, which is significant.

Along with a lower market Beta, Directional L/S strategies have reduced "style" biases in their portfolios



Over the last year, directional L/S Equity strategies have significantly reduced their market beta in an increasingly uncertain environment, from 25% to 18%. This helped them navigate the turmoil last month.

Based on our estimates, such strategies also appear to have reduced their portfolio biases. A year ago, their short positioning on the low beta risk factors was harmful and at present, they do not appear to be significantly exposed to risk factors such as small caps, value, quality, momentum, and low beta in the U.S.

Nonetheless, we note that Directional L/S strategies have increased their exposure to defensive sectors. But rather than allocating to traditional defensive / yield sectors such as Real Estate and Staples, they have increasingly allocated to nontraditional defensive sectors such as Aerospace & Defense, Software, and Interactive Media services.

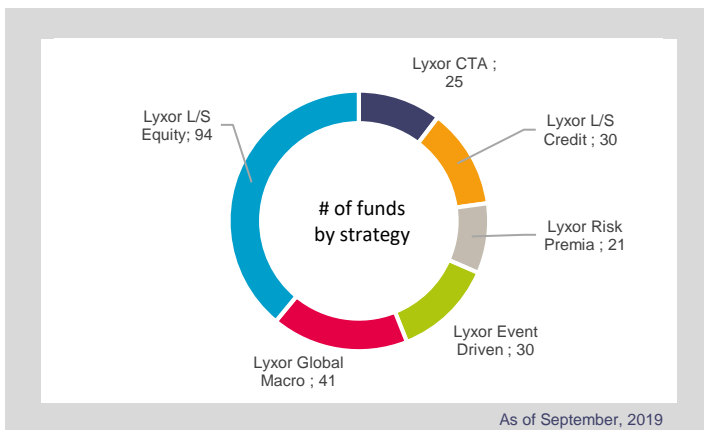
METHODOLOGICAL APPENDIX

The information contained in this report on the performance of onshore hedge funds is based on publicly available information. The universe of underlying funds is relatively stable but varies depending on the criteria of inclusion presented below. It is based on an unbiased selection from our hedge fund analyst team.

Performance is calculated on a weekly basis, as of end-Tuesday, using an arithmetic average (equally weighted average).

Regarding share classes used in these peer groups, we selected the primary share class as referenced in Bloomberg. Non-USD share classes are hedged in USD based on hedging costs available on Bloomberg.

Lyxor Hedge Fund Peer Groups: number of funds by strategy



- 241 strategies across the main categories in the industry
- USD 233 billion of assets under management

Criteria of inclusion

The criteria of inclusion are fourfold:

- We only include UCITS strategies;
- Assessment by Lyxor's Hedge Fund selection team based on funds' materials or manager interaction;
- We only include strategies with assets under management of at least USD 50 million; and
- We only include strategies with at least a one-year track record.

-

DISCLAIMER

The circumstances in which this publication has been produced are such that it is not appropriate to characterize it as independent investment research as referred to in MiFID and that it should be treated as a marketing communication even if it contains a research recommendation. This publication is also not subject to any prohibition on dealing ahead of the dissemination of investment research. However, Lyxor is required to have policies to manage the conflicts which may arise in the production of its research, including preventing dealing ahead of investment research.

This material has been prepared solely for informational purposes only and does not constitute an offer, or a solicitation of an offer, to buy or sell any security or financial instrument, or to participate in any investment strategy. This material does not purport to summarize or contain all of the provisions that would be set forth in any offering memorandum. Any purchase or sale of any securities may be made only pursuant to a final offering memorandum. No advisory relationship is created by the receipt of this material. This material should not be construed as legal, business or tax advice. A more robust discussion of the risks and tax considerations involving in investing in a fund is available from the more complete disclosures incorporated into the offering documentation for such fund.

This material has not been prepared in regard to specific investment objectives, financial situations, or the particular needs of any specific entity or person. Investors should make their own appraisal of the risks and should seek their own financial advice regarding the appropriateness of investing in any securities or financial instrument or participating in any investment strategy. Before you decide to invest in any account or fund, you should carefully read the relevant client agreements and offering documentation. No representation is made that your investment objectives will be achieved. This material is not intended for use by retail customers.

Any descriptions involving investment process, risk management, portfolio characteristics or statistical analysis are provided for illustrative purposes only, will not apply in all situations, and may be changed without notice. Past performance is not indicative of future results, and it is impossible to predict whether the value of any fund or index will rise or fall over time.

While the information in this material has been obtained from sources deemed reliable, neither Société Générale ("SG"), Lyxor Asset Management S.A.S. ("Lyxor AM") nor their affiliates guarantee its accuracy, timeliness or completeness. We are under no obligation to update or otherwise revise such information if and when it changes. Any opinions expressed herein are statements of our judgment on this date and are subject to change without notice. SG, Lyxor AM and their affiliates assume no fiduciary responsibility or liability for any consequences, financial or otherwise, arising from an investment in any security or financial instrument described herein or in any other security, or from the implementation of any investment strategy. Lyxor AM and its affiliates may from time to time deal in, profit from the trading of, hold, have positions in, or act as market-makers, advisers, brokers or otherwise in relation to the securities and financial instruments described herein. Service marks appearing herein are the exclusive property of SG and its affiliates, as the case may be.

Hedge funds may invest in futures and other derivative instruments. Futures trading and other derivatives may permit extremely high degrees of leverage and expose the funds to, among other things, volatility, market illiquidity, market risks, legal risks and operational risks. Hedge funds may be exposed to risks relating to non-domestic markets, including, without limitation, risks relating to currency exchange, tax, lack of liquidity, market manipulation, political instability and transaction costs. An investment in a hedge fund is subject to a total loss. This presentation contains the views of Lyxor AM analysts and/or strategies. The views espoused in this presentation may differ from opinions and recommendations produced by other departments of SG.

Note about Indices: Indices are not available for direct investment. A comparison to an index is not meant to imply that an investment in a fund is comparable to an investment in the funds or securities represented by such index. A fund is actively managed while an index is a passive index of securities. Indices are not investable themselves, and thus do not include the deduction of fees and other expenses associated with an investment in a fund. Not all the funds that comprise indices cited herein are suitable for U.S. investors as a result of, among other things, the implementation of the Volcker Rule. Please see the offering documentation for these funds for more details.

Notice to U.S. Investors: Any potential investment in any securities or financial instruments, the categories of which are described herein, may not be suitable for all investors. Any prospective investment will require you to represent that you are an "accredited investor," as defined in Regulation D under the Securities Act of 1933, as amended, and a "qualified purchaser," as defined in Section 2(a)(51) of the Investment Company Act of 1940, as amended (the "40 Act"). The securities and financial instruments described herein may not be available in all jurisdictions.

Investments in or linked to hedge funds are highly speculative and may be adversely affected by the unregulated nature of hedge funds and the use of trading strategies and techniques that are typically prohibited for funds registered under the '40 Act. Also, hedge funds are typically less transparent in terms of information and pricing and have much higher fees than registered funds. Investors in hedge funds may not be afforded the same protections as investors in funds registered under the '40 Act including limitations on fees, controls over investment policies and reporting requirements.

Notice to Canadian Investors: Any potential investment in any securities or financial instruments, the categories of which are described herein, may not be suitable for all investors. Any prospective investment will require you to represent that you are a "permitted client," as defined in Canadian Regulation National Instrument 31-103, and an "accredited investor," as defined in National Instrument 45-106. The securities and financial instruments described herein may not be available in all jurisdictions of Canada.

For more information, U.S. and Canadian investors and recipients should contact Lyxor Asset Management Inc., 1251 Sixth Avenue, New York, NY 10020 or invest@lyxor.com.

Notice to U.K. Investors: This communication is issued in the UK by Lyxor Asset Management UK LLP, which is authorised and regulated by the Financial Conduct Authority in the UK under Registration Number 435658.

Source: This document has been prepared by Lyxor Asset Management S.A.S., 17 cours Valmy, 92800 Puteaux. Lyxor AM is a French management company authorized by the Autorité des marchés financiers and placed under the regulations of the UCITS (2014/91/UE) and AIFM (2011/61/EU) Directives. Lyxor AM is also registered with the U.S. Commodity Futures Trading Commission as a registered commodity pool operator and a commodity trading advisor.